

SELECT SHARES U.S. FUND

Period Ending - August 31, 2025

*Canadian inflation values are for period ending July 31, 2025



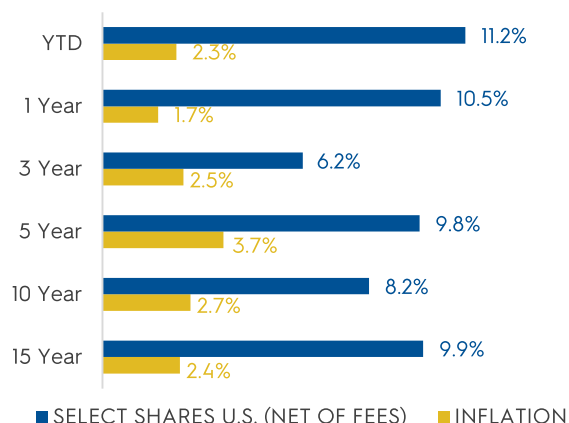
POOLED FUND OVERVIEW

Inception Date - May 11, 2007

The Select Shares U.S. Fund invests primarily in the common shares and American Depositary Receipts (ADRs) of high quality, larger capitalization companies that are listed on U.S. and foreign exchanges. The Fund is managed through a value-based investment approach.

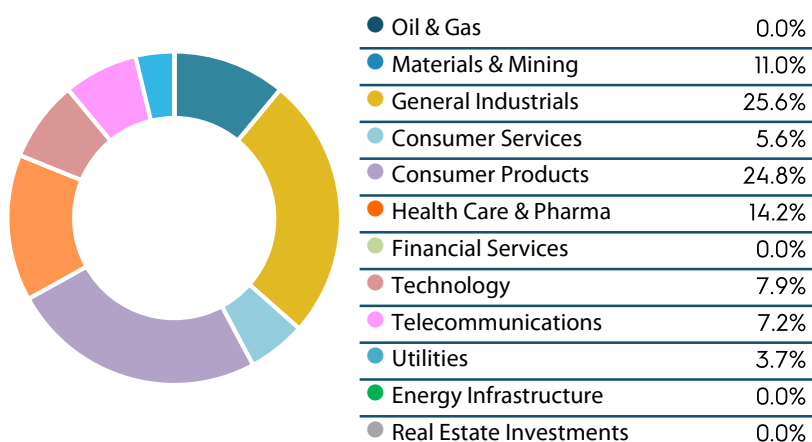
PERFORMANCE SUMMARY

Annualized Returns (%) in Canadian Dollars

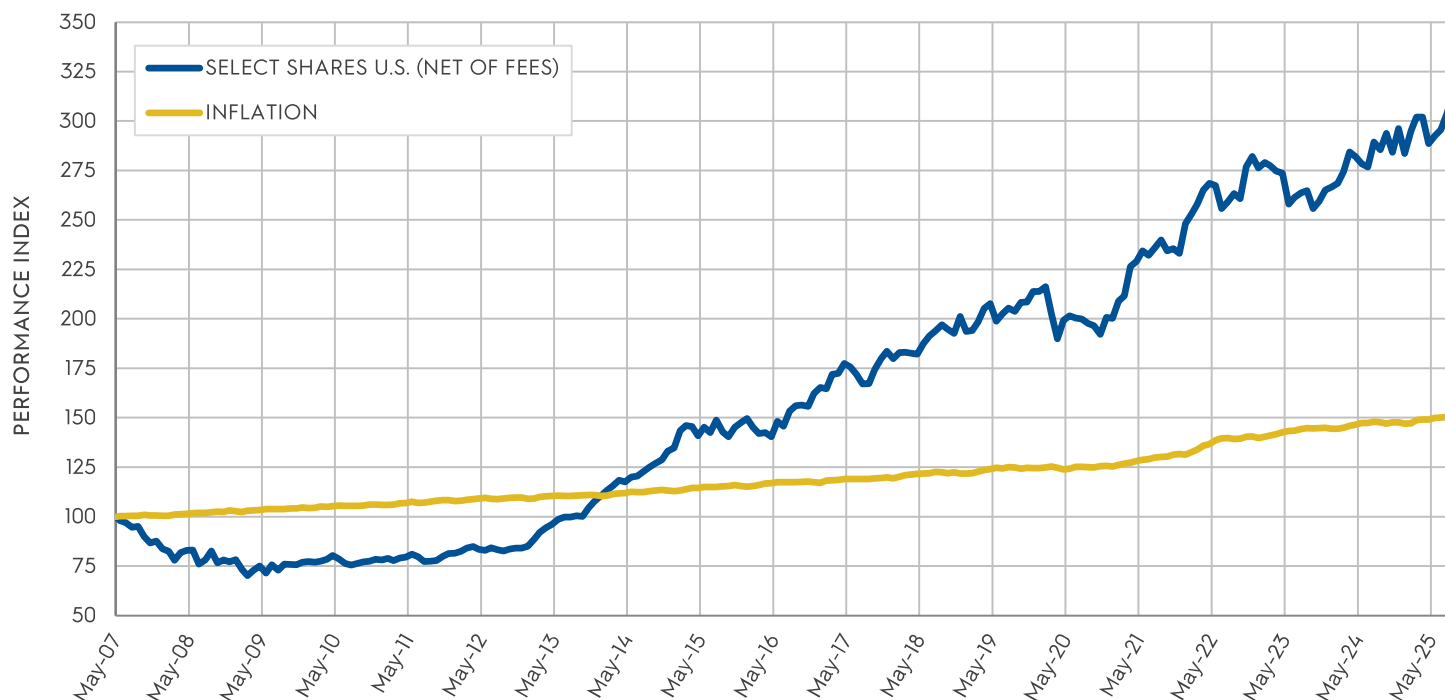


EQUITY EXPOSURE

% of Total Equity Holding in the Fund



INVESTMENT GROWTH



HEMISPHERE CAPITAL MANAGEMENT INC.

Hemisphere Capital Management is an independent investment management firm based in Calgary and registered with the Alberta Securities Commission as its principal regulator. Since 1993, Hemisphere Capital Management has been a trusted partner in managing the financial assets of individuals, trusts, foundations, and estates.



SUITE 603 734-7TH AVENUE SW • CALGARY, ALBERTA T2P 3P8

PH: 403-205-3533 • TF: 800-471-7853 • F: 403-205-3588 • INFO@HEMISPHERE.CA

Period Ending - August 31, 2025

PERFORMANCE HISTORY

Investment Returns (%) in Canadian Dollars

Year	Fund	JAN	FEB	MAR	APR	MAY	JUN	JUL	AUG	SEP	OCT	NOV	DEC	ANN
2007	Select US					-2.0%	-1.0%	-2.5%	0.4%	-5.4%	-3.6%	1.0%	-4.4%	-16.2%
2008	Select US	-1.7%	-5.4%	5.1%	1.2%	0.2%	-8.5%	2.8%	5.7%	-7.1%	1.7%	-1.2%	1.4%	-6.7%
2009	Select US	-6.3%	-4.1%	3.7%	3.0%	-4.8%	5.9%	-3.5%	4.1%	-0.2%	-0.2%	1.7%	0.3%	-1.3%
2010	Select US	-0.3%	0.6%	1.1%	2.7%	-2.2%	-3.0%	-1.0%	1.1%	1.0%	0.5%	1.2%	-0.5%	1.1%
2011	Select US	1.0%	-1.3%	1.6%	0.7%	1.8%	-1.6%	-3.1%	0.1%	0.4%	2.7%	1.8%	0.2%	4.3%
2012	Select US	1.4%	2.0%	0.9%	-1.8%	-0.5%	1.6%	-1.1%	-0.8%	1.2%	0.5%	0.0%	1.1%	4.4%
2013	Select US	4.3%	3.7%	2.7%	1.7%	2.6%	1.2%	-0.1%	0.8%	-0.3%	4.4%	3.2%	2.4%	30.0%
2014	Select US	2.6%	1.9%	2.5%	-0.7%	2.0%	0.5%	1.8%	1.9%	1.5%	1.3%	3.4%	1.2%	21.9%
2015	Select US	6.5%	1.9%	-0.3%	-3.3%	3.1%	-1.9%	4.4%	-4.0%	-1.7%	3.5%	1.6%	1.4%	11.0%
2016	Select US	-3.0%	-2.1%	0.3%	-1.4%	5.5%	-1.6%	5.3%	1.8%	0.2%	-0.5%	4.2%	1.9%	10.5%
2017	Select US	-0.4%	4.4%	0.3%	2.9%	-1.0%	-2.1%	-2.8%	0.1%	4.3%	3.2%	2.0%	-2.0%	8.8%
2018	Select US	1.7%	0.1%	-0.3%	-0.2%	2.9%	2.1%	1.3%	1.6%	-1.1%	-1.1%	4.4%	-3.8%	7.6%
2019	Select US	0.3%	2.2%	3.5%	1.2%	-4.3%	1.8%	1.5%	-0.8%	2.3%	0.1%	2.5%	0.0%	10.4%
2020	Select US	1.2%	-6.3%	-6.3%	5.0%	1.1%	-0.5%	-0.3%	-1.1%	-0.6%	-2.2%	4.5%	-0.3%	-6.4%
2021	Select US	4.4%	1.3%	7.0%	1.1%	2.3%	-0.9%	1.6%	1.7%	-2.3%	0.5%	-1.0%	6.5%	24.0%
2022	Select US	1.9%	2.0%	2.8%	1.3%	-0.4%	-4.4%	1.4%	1.6%	-1.0%	6.2%	1.9%	-2.1%	11.3%
2023	Select US	1.0%	-0.5%	-1.0%	-0.3%	-5.7%	1.3%	0.9%	0.4%	-3.4%	1.5%	2.2%	0.6%	-3.5%
2024	Select US	0.7%	2.2%	3.7%	-0.8%	-1.3%	-0.5%	4.6%	-1.3%	2.9%	-3.2%	4.2%	-4.2%	6.4%
2025	Select US	4.0%	2.4%	0.0%	-4.4%	1.4%	1.0%	2.9%	3.8%					11.2%

*Investment returns for May 2007 correspond to the period May 11, 2007 to May 31, 2007.

Disclaimer: This document is not intended to be comprehensive investment advice applicable to the individual circumstances of a potential investor and should not be considered as personal investment advice, an offer, or solicitation to buy and/or sell investment products. Every effort has been made to ensure accurate information has been provided at the time of publication, however accuracy cannot be guaranteed. Values change frequently and past investment performance does not guarantee future results. The manager accepts no responsibility for individual investment decisions arising from the use or reliance on the information contained herein. Please consult an investment manager prior to making any investment decisions.

